

# 10-Digit, Microprocessor-based TOTALISER

(with Alarms, Analogue output & RS485)

## AM5H-F

### FEATURES

- Accuracy: Analog input:  $\pm 0.1\%$  F.S.  $\pm 1$  digit; Pulse input:  $\pm 0.003\%$  F.S.
- High brightness 0.4" LED; Rate of display range: 0~99999
- Rate / Total decimal point selectable
- Time parameters programmable (1 or 60 or 3600 sec)
- Total scale programmable (0.0001~9.9999)
- Pulse input range: 0.001~100KHz
- Reset for Total by external control input
- 2 Alarms for Rate / 1 alarm for Total / Pulse Output / Analog Output (15 bit resolution) / RS-485 communication optional (The above options can exist together)
- High stability, non-flammable case (PC), high safety
- CE approval



### ORDER INFORMATION: AM5H-F - Code 1 - Code 2 - Code 3 - Code 4 - Code 5 - Code 6 - Code 7

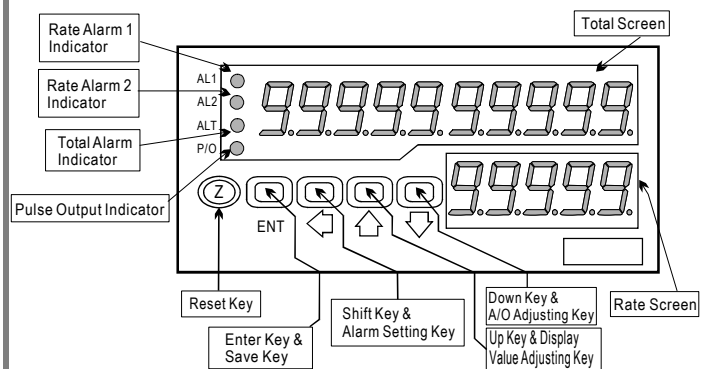
Code 1	Input Type	Code 2	Input Signal	Code 2	Input Signal	Code 2	Input Signal	Code 3	Aux. Power	Code 4	Rate Alarm Output	Code 5	Total Alarm Output	Code 6	Analog Output	Code 7	RS-485
D	DC	A6	4~20mA	N5	NPN(5V)	VC	Pick-up 50mV~1.5V	A	AC/DC 100~240V	N	None	N	None	N	None	N	None
2	2, 3 Wire Sensor	V3	1~5V	N2	NPN(12V)	VD	Pick-up 500mV~15V	B	DC 12V	1	1 Relay	1	1 Relay	A	4~20mA	Y	Yes
4	4 Wire Sensor	V4	0~10V	P5	PNP(5V)	VE	DC 24Vp	C	DC 24V	2	2 Relays	2	P/Count	V	0~10V		
R	Pulse			P2	PNP(12V)	CT	Contact	D	DC 30~90V			3	Relay & P/Count				
						O	Option										

- \*\*1: 2 wire type offers excitation power DC24V for 2 wire (Loop Power) flow sensors using.  
 2: 3.4 wire type offers excitation power DC24V for 3, 4 wire (Loop Power) flow sensors using.  
 3: NPN(5V), PNP(5V) offers excitation power DC5V; NPN(12V), PNP(12V) offers excitation power DC12V for flow sensors using.  
 4: Please use PNP/NPN(5V/12V) or DC24Vp for DC pulse input.

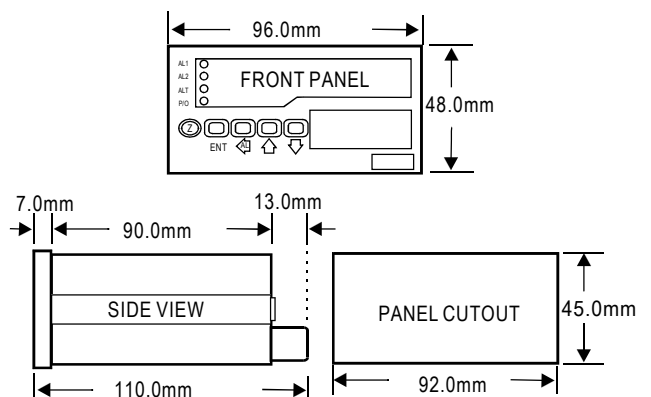
### SPECIFICATION

- ◆ Accuracy: Analog input:  $\pm 0.1\%$  F.S.  $\pm 1$  digit; Pulse input:  $\pm 0.03\%$  F.S.
- ◆ Display Screen: High brightness red LED; 10.16mm(0.4")
- ◆ Analog Sampling Time: 16 cycles / sec
- ◆ Pulse Sampling Time: 10 cycles / sec (>10Hz); f cycles / sec (<10Hz)
- ◆ Display Range: Rate: 0~19999; Total: 0~9999999999
- ◆ Zero Adjustment: Rate: 0~99999
- ◆ Over Range Indication: doFL / ioFL or -doFL / -ioFL
- ◆ Polarity Indication: Automatic with "-" indication
- ◆ Parameters Setting: Push buttons
- ◆ Back Up Memory: EEPROM
- ◆ Alarm Action: Rate: " $\geq$  (Hi) on" or "< (Lo) on"; Total: " $\geq$  (Hi) on"
- ◆ Alarm Run Delay Time: 0~99 sec
- ◆ Relay Contact: AC 277V / 7A; DC 30V / 7A
- ◆ Analog Output Resolution: 15 bit
- ◆ Output Response Time: <250 msec (0~90%)
- ◆ Output Capability: Voltage Output: <20mA; Current Output: <10V
- ◆ Communication: RS-485 Modbus RTU mode
- ◆ Baud Rate: 19200 / 9600 / 4800 / 2400 bps
- ◆ Temperature Coefficient: 100ppm / °C (0~60°C)
- ◆ Operating Temperature: 0~60°C
- ◆ Operating Humidity: 20~90% RH (non-condensing)
- ◆ Storage Temperature: -10~70°C
- ◆ Storage Humidity: 20~90% RH (non-condensing)
- ◆ Power Supply: AC/DC 100~240V; DC 12 / 24 / 30~90V
- ◆ Power Consumption: 8.5VA (all functions output)
- ◆ Surge Test: 1.5kVac / 1min (Input / Power)
- ◆ Input Impedence: Voltage:  $>2V$  for 20K $\Omega$  / V;  $\leq 2V$  for  $>200M\Omega$ ; Current:  $\geq 0.2A$  at 100mV;  $< 0.2A$  at 1V

### FRONT PANEL & KEY FUNCTIONS



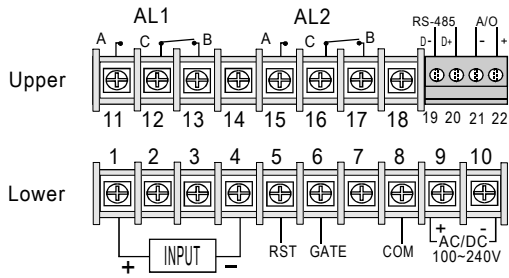
### DIMENSION



# WIRING CONNECTION

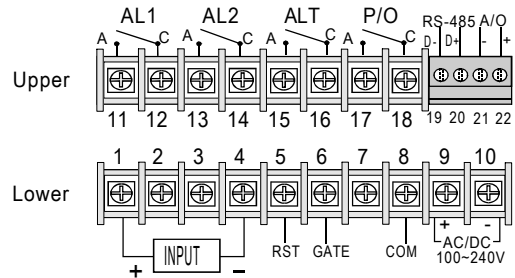
## 2 Alarms for Rate

### ● Voltage, Current (DC)

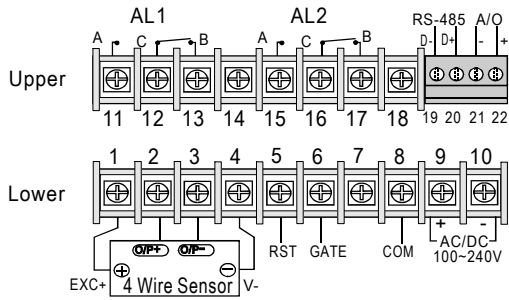


## 2 Alarms for Rate / 1 Alarm for Total / Pulse Output for Total

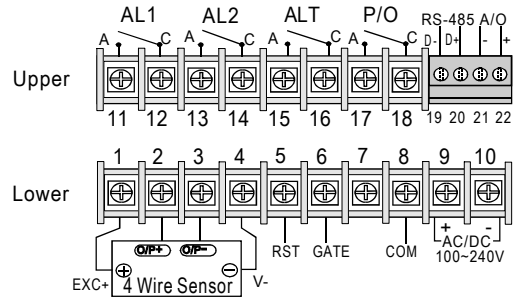
### ● Voltage, Current (DC)



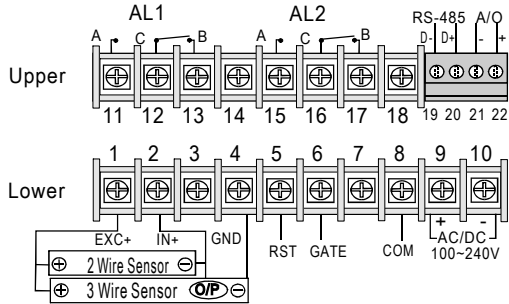
### ● 4 Wire Sensor



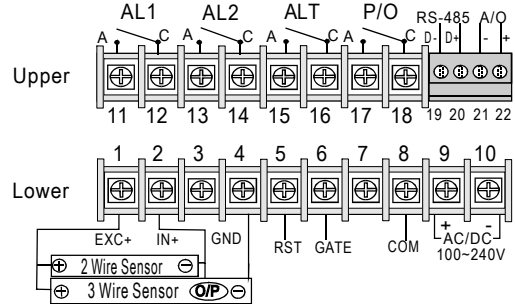
### ● 4 Wire Sensor



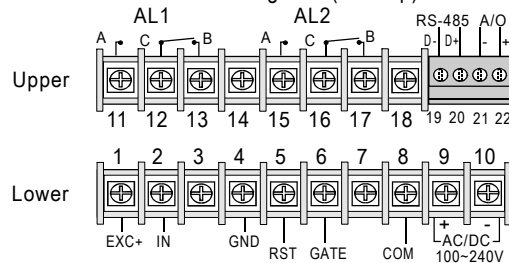
### ● 2,3 Wire Sensor



### ● 2,3 Wire Sensor



### ● Pulse / Mechanical Contact / Magnetic (Pick Up)



### ● Pulse / Mechanical Contact / Magnetic (Pick Up)

